

2 PANEL SQUARETOP STEEL DOORS



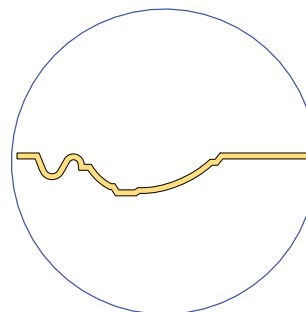
8'0"



2 PANEL SQUARETOP STEEL DOOR

- High - definition panel design
- Closed - cell polystyrene core maintains U - factor and will not hold moisture
- Galvanized, primed steel skin

Sizes Available		
Dimensions	Availability	Panels
2'6" x 8'0"	N/A	N/A
2'8" x 8'0"	√	2
2'10" x 8'0"	√	2
3'0" x 8'0"	√	2
3'6" x 8'0"	N/A	N/A



PANEL PROFILE

Building Quality Doors Since 1866

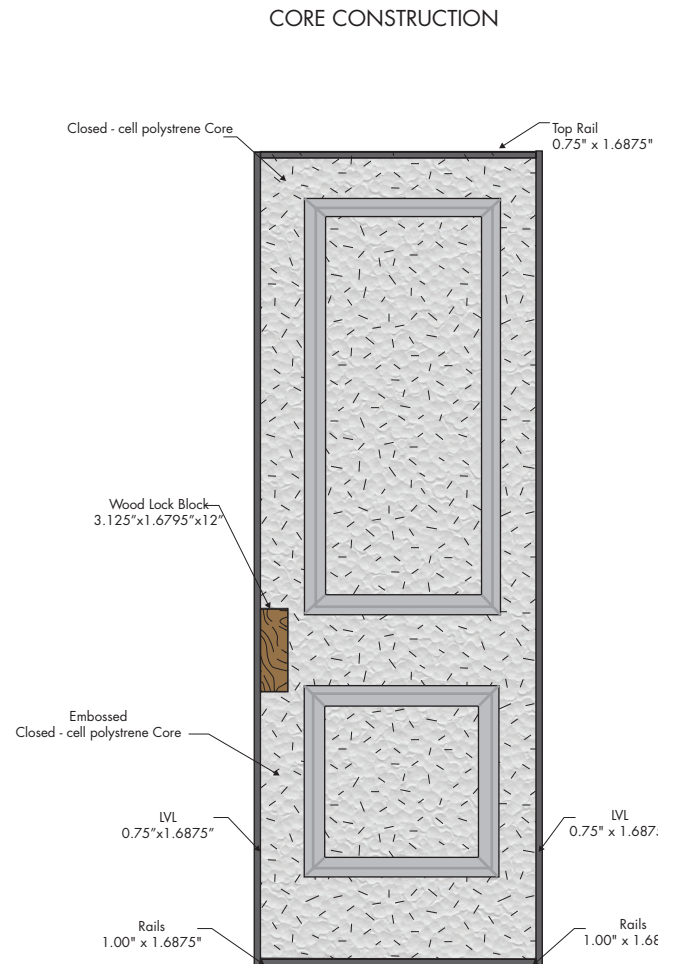
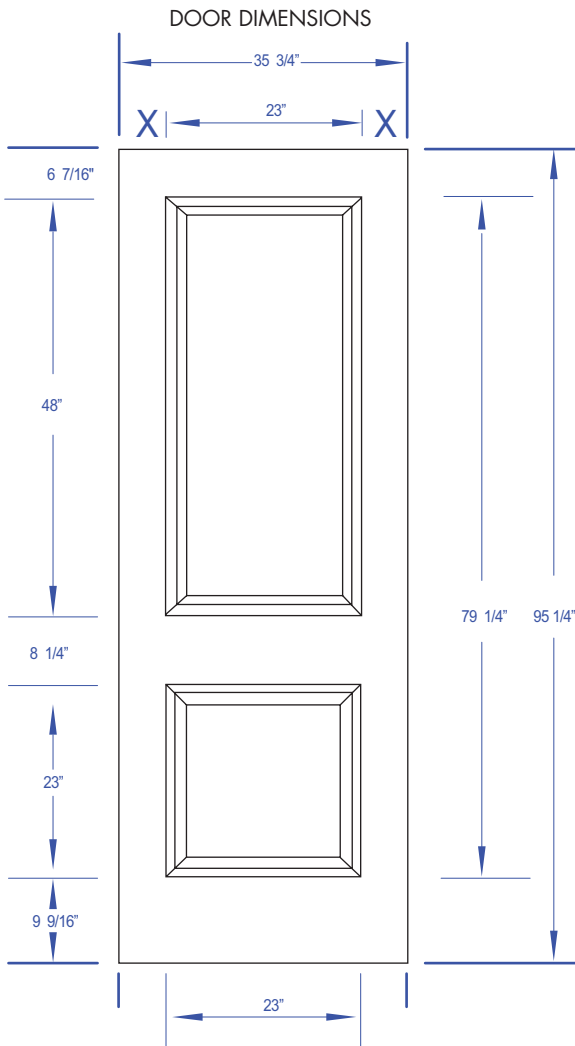


2 PANEL SQUARETOP STEEL DOORS

8'0"



Standard Dimensions*



Door Size	Door Overall	Panel Height	Panel Width	Center Stile	X Outer Stile
2'6" x 8'0"	N/A	N/A	N/A	N/A	N/A
2'8" x 8'0"	95 1/4"	79 1/4"	23"	N/A	4 3/8"
2'10" x 8'0"	95 1/4"	79 1/4"	23"	N/A	5 3/8"
3'0" x 8'0"	95 1/4"	79 1/4"	23"	N/A	6 3/8"
3'6" x 8'0"	N/A	N/A	N/A	N/A	N/A