

2 PANEL ROUNDTOP PLANK MOLDED DOORS



SMOOTH

6'8" OVOLO



Ovolo Sticking profile

HOLLOW CORE DOOR

- 1-3/8" and 1-3/4" hollow core
- Fingerjoint or Fiberwood stiles
- Wood rails available

SOLID CORE DOOR

- 1-3/8" and 1-3/4" solid core
- Gives solid feel with sound reduction
- All wood construction
- Available in particle board core

Sizes Available

Dimensions	Availability	Panels
1'0" x 6'8"	X	2
1'2" x 6'8"	X	2
1'3" x 6'8"	X	2
1'4" x 6'8"	√	2
1'6" x 6'8"	√	2
1'8" x 6'8"	√	2
2'0" x 6'8"	√	2
2'2" x 6'8"	X	2
2'4" x 6'8"	√	2
2'6" x 6'8"	√	2
2'8" x 6'8"	√	2
2'10" x 6'8"	X	2
3'0" x 6'8"	√	2

NOTE: Items designated with an X are cut from larger size skins.
Items designated with a √ are available for order. NA for Not Available.

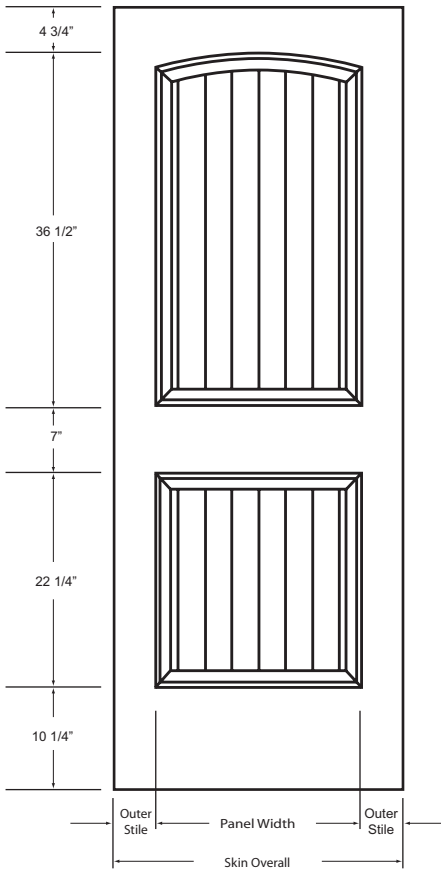
2 PANEL ROUNDTOP PLANK MOLDED DOORS

SMOOTH 6'8" OVOLO

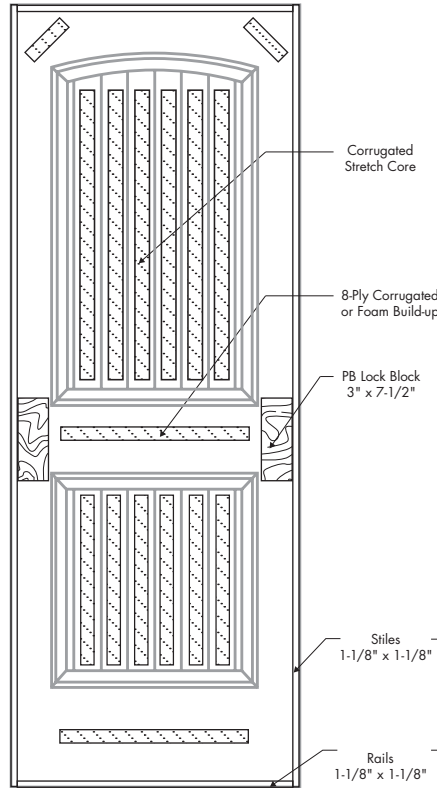


Standard Dimensions


DOOR DIMENSIONS



HOLLOW CORE CONSTRUCTION



SOLID CORE CONSTRUCTION



Smooth skin faces are paint grade only.
 All measurements are approximate.
 All door facings are nominal 1/8" thick.
 Type 2 glue bond standard.
 Type 1 glue bond optional.

Skin Size	Skin Overall	Panel Width	Center Stile	Outer Stile
1'0" x 6'8"	1'0-3/8"	7"	NA	2-11/16"
1'2" x 6'8"	1'2-3/8"	7"	NA	3-11/16"
1'3" x 6'8"	1'3-3/8"	7"	NA	4-3/16"
1'4" x 6'8"	1'4-3/8"	7"	NA	4-1/2"
1'6" x 6'8"	1'6-3/8"	10"	NA	4-3/16"
1'8" x 6'8"	1'8-3/8"	10"	NA	5-3/16"
2'0" x 6'8"	2'0-3/8"	1'2"	NA	5-3/16"

Skin Size	Skin Overall	Panel Width	Center Stile	Outer Stile
2'2" x 6'8"	2'2-3/8"	1'6"	NA	4-3/16"
2'4" x 6'8"	2'4-3/8"	1'6"	NA	5-3/16"
2'6" x 6'8"	2'6-3/8"	1'9"	NA	4-11/16"
2'8" x 6'8"	2'8-3/8"	1'11"	NA	4-11/16"
2'10" x 6'8"	2'10-3/8"	2'0"	NA	5-3/16"
3'0" x 6'8"	3'0-3/8"	2'0"	NA	6-3/16"