

# OAK FLUSH DOORS

8'0"



## HOLLOW CORE DOOR

- 1-3/8" and 1-3/4" hollow core
- Clear stiles
- Wood rails available

## SOLID CORE DOOR

- 1-3/8" and 1-3/4" solid core
- Gives solid feel with sound reduction
- All wood construction
- Available in particle board

## Sizes Available

Dimensions	Availability	Panels
1'0" x 8'0"	√	NA
1'2" x 8'0"	√	NA
1'3" x 8'0"	√	NA
1'4" x 8'0"	√	NA
1'6" x 8'0"	√	NA
1'8" x 8'0"	√	NA
2'0" x 8'0"	√	NA
2'2" x 8'0"	√	NA
2'4" x 8'0"	√	NA
2'6" x 8'0"	√	NA
2'8" x 8'0"	√	NA
2'10" x 8'0"	√	NA
3'0" x 8'0"	√	NA
4'0" x 8'0"	√	NA

NOTE: Items designated with an X are cut from larger size skins.  
Items designated with a √ are available for order. NA for Not Available.

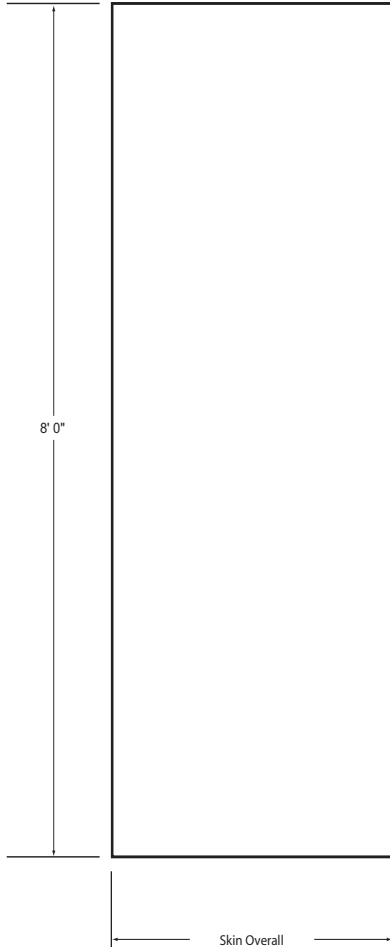
# OAK FLUSH DOORS

8' 0"

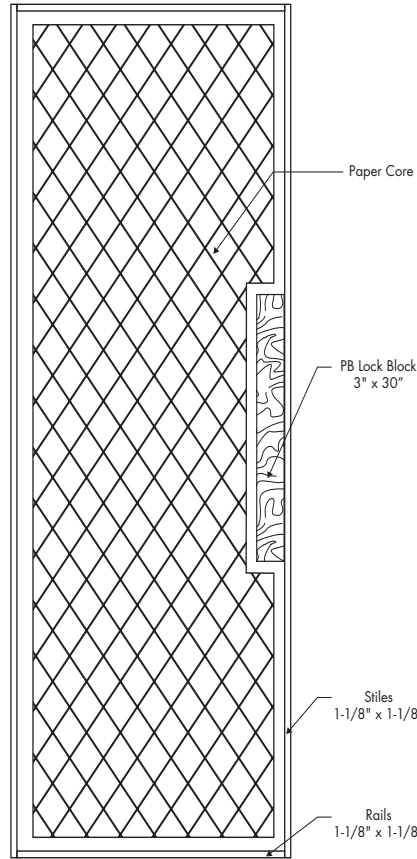


## Standard Dimensions


DOOR DIMENSIONS



HOLLOW CORE CONSTRUCTION



SOLID CORE CONSTRUCTION



Type 2 glue bond standard.

Skin Size	Skin Overall	Panel Width	Center Stile	Outer Stile	Skin Size	Skin Overall	Panel Width	Center Stile	Outer Stile
1'0" x 8'0"	1'0-3/8"	NA	NA	NA	2'2" x 8'0"	2'2-3/8"	NA	NA	NA
1'2" x 8'0"	1'2-3/8"	NA	NA	NA	2'4" x 8'0"	2'4-3/8"	NA	NA	NA
1'3" x 8'0"	1'3-3/8"	NA	NA	NA	2'6" x 8'0"	2'6-3/8"	NA	NA	NA
1'4" x 8'0"	1'4-3/8"	NA	NA	NA	2'8" x 8'0"	2'8-3/8"	NA	NA	NA
1'6" x 8'0"	1'6-3/8"	NA	NA	NA	2'10" x 8'0"	2'10-3/8"	NA	NA	NA
1'8" x 8'0"	1'8-3/8"	NA	NA	NA	3'0" x 8'0"	3'0-3/8"	NA	NA	NA
2'0" x 8'0"	2'0-3/8"	NA	NA	NA	4'0" x 8'0"	4'0-3/8"	NA	NA	NA